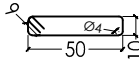
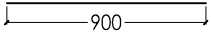

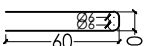
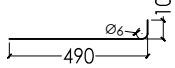
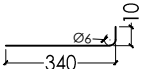
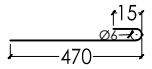
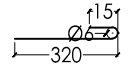
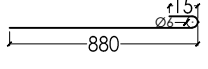
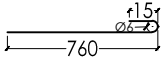



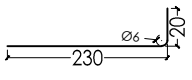
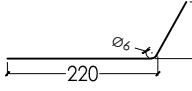

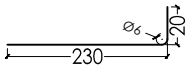
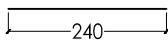
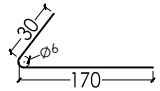

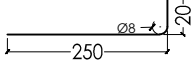
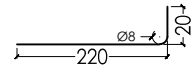
Bordereau Armature Batiment MC-3x50 - Acier HA - Grade 60 (MC-3x50)

Position	Pieces	Ø	Longueur dévelop.	Nombre	Longueur Total	Forme de façonnage dimensions extérieures en cm	Poids/ml	Poids Total
		[po]	[m]	[-]	[m]		[kg/m]	[kg]
Fondation								
10.01	Semelle cadre	3/8	1.40	524	733.60		0.561	411.55
10.02	Semelle principale longitudinale 1	3/8	9.00	32	288.00	10.01 	0.561	161.57
10.03	Semelle principale longitudinale 2	3/8	5.60	32	179.20	10.02 	0.561	100.53
10.04	Semelle principale longitudinale 3	3/8	1.30	16	20.80	10.03 	0.561	11.67
10.05	Semelle principale transversale 1	3/8	5.00	32	160.00	10.04 	0.561	89.76
10.06	Semelle principale transversale 2	3/8	3.50	32	112.00	10.05 	0.561	62.83
Parquet								
20.01	Nappe 1 principale 1	3/8	4.90	147	720.30		0.561	404.09
20.02	Nappe 1 principale 2	3/8	3.40	147	499.80	20.01 	0.561	280.39
20.03	Nappe 2 principale 1	3/8	9.00	47	423.00	20.02 	0.561	237.30
20.04	Nappe 3 principale 2	3/8	7.80	94	733.20	20.03 	0.561	411.33

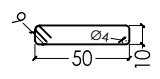
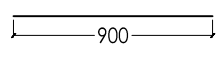
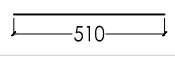
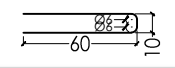
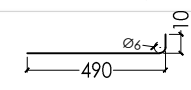
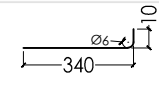
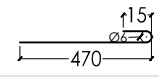
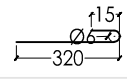
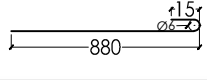
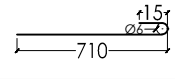
Bordereau Armature Batiment MC-3x50 - Acier HA - Grade 60 (MC-3x50)

Position	Pieces	Ø	Longueur développ.	Nombre	Longueur Total	Forme de façonnage dimensions extérieures en cm	Poids/ml	Poids Total
		[po]	[m]	[-]	[m]		[kg/m]	[kg]
Chainage Horizontal								
30.01	C-1 Longitudinal Chainage sur mur fondation - Cadre	3/8	0.80	338	270.40		0.561	151.69
30.02	Chainage sur mur fondation - Principal 1	3/8	9.00	16	144.00	30.01 	0.561	80.78
30.03	Chainage sur mur fondation - Principal 2	3/8	5.10	16	81.60	30.02 	0.561	45.78
30.04	C-2 Transversal Chainage sur mur fondation - Cadre	3/8	0.80	184	147.20	30.03 	0.561	82.58
30.05	Chainage sur mur fondation - Principal 1	3/8	4.80	16	76.80	30.04 	0.561	43.08
30.06	Chainage sur mur fondation - Principal 2	3/8	3.90	16	62.40	30.05 	0.561	35.01
30.07	C-3 Longitudinal Chainage superieur - Cadre	3/8	0.80	562	449.60	30.06 	0.561	252.23
30.08	Chainage superieur - Principal 1	3/8	9.00	16	144.00	30.07 	0.561	80.78
30.09	Chainage superieur - Principal 2	3/8	5.10	16	81.60	30.08 	0.561	45.78
30.10	C-4 Transversal Chainage superieur - Cadre	3/8	1.20	248	297.60	30.09 	0.561	166.95
30.11	Chainage superieur - Transversal Principal	1/2	5.20	24	124.80	30.10 	0.996	124.30
30.12	Chainage superieur - Transversal Principal	1/2	4.10	24	98.40	30.11 	0.996	98.01
30.13	Chainage superieur - Transversal Principal	3/8	4.80	8	38.40	30.12 	0.561	21.54
30.14	Chainage superieur - Transversal Principal	3/8	3.90	8	31.20	30.13 	0.561	17.50
30.15	C-5 Pignon Chainage superieur - Cadre	3/8	0.80	256	204.80	30.14 	0.561	114.89
30.16	Chainage superieur - Principal 1	3/8	4.20	32	134.40	30.15 	0.561	75.40
30.17	Chainage superieur - additionel pignon	3/8	1.60	8	12.80	30.16 	0.561	7.18
30.18	Chainage superieur - additionel angle mur	3/8	1.70	16	27.20	30.17 	0.561	15.26
30.19	Chainage superieur - cadre additionel	3/8	1.10	32	35.20	30.18 	0.561	19.75
						30.19 		


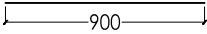
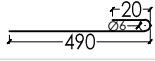

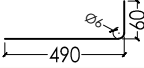
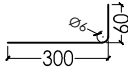

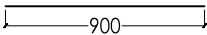
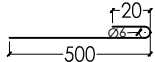

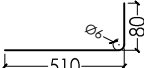
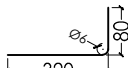
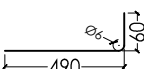
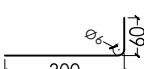

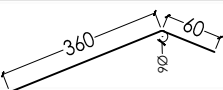
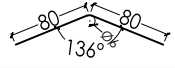
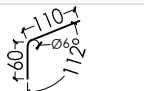

Bordereau Armature Batiment MC-3x50 - Acier HA - Grade 60 (MC-3x50)

Position	Pieces	Ø	Longueur dévelop.	Nombre	Longueur Total	Forme de façonnage dimensions extérieures en cm	Poids/ml	Poids Total
		[pø]	[m]	[-]	[m]		[kg/m]	[kg]
Chainage Vertical								
	P-1							
30.20	Chainage vertical - Cadre	3/8	0.80	720	576.00		0.561	323.14
30.21	Chainage vertical - Principal 1	3/8	2.50	96	240.00	30.20 	0.561	134.64
30.22	Chainage vertical - Principal 2	3/8	3.00	96	288.00	30.21 	0.561	161.57
	P-2							
30.23	Chainage mur pignon - Cadre	3/8	0.80	168	134.40		0.561	75.40
30.24	Chainage mur pignon - Principal 1	3/8	2.50	16	40.00	30.23 	0.561	22.44
30.25	Chainage mur pignon - Principal 2	3/8	2.40	16	38.40	30.24 	0.561	21.54
30.26	Chainage mur pignon - Principal 3	3/8	2.00	16	32.00	30.25 	0.561	17.95
	P-3							
30.27	Poteau - Cadre	3/8	0.80	180	144.00		0.561	80.78
30.28	Poteau - Principal 1	1/2	2.70	24	64.80	30.27 	0.996	64.54
30.29	Poteau - Principal 2	1/2	2.40	24	57.60	30.28 	0.996	57.37
							4'608.88	

Bordereau Armature Batiment Maçonnerie Chainée - Acier HA - Grade 60 (MC-2x50)

Position	Pieces	Ø	Longueur dévelop.	Nombre	Longueur Total	Forme de façonnage dimensions extérieures en cm	Poids/ml	Poids Total
		[po]	[m]	[-]	[m]		[kg/m]	[kg]
Fondation								
10.01	Semelle cadre	3/8	1.60	372	595.20		0.561	333.91
10.02	Semelle principale longitudinale 1	3/8	9.00	16	144.00	10.01 	0.561	80.78
10.03	Semelle principale longitudinale 2	3/8	5.10	32	163.20	10.02 	0.561	91.56
10.04	Semelle principale longitudinale 3	3/8	1.32	16	21.12	10.03 	0.561	11.85
10.05	Semelle principale transversale 1	3/8	4.52	24	108.48	10.04 	0.561	60.86
10.06	Semelle principale transversale 2	3/8	3.62	24	86.88	10.05 	0.561	48.74
Parquet								
20.01	Nappe 1 principale 1	3/8	4.90	100	490.00	20.01 	0.561	274.89
20.02	Nappe 1 principale 2	3/8	3.40	100	340.00	20.02 	0.561	190.74
20.03	Nappe 2 principale 1	3/8	9.00	47	423.00	20.03 	0.561	237.30
20.04	Nappe 3 principale 2	3/8	7.30	47	343.10	20.04 	0.561	192.48

Bordereau Armature Batiment Maçonnerie Chainée - Acier HA - Grade 60 (MC-2x50)

Position	Pieces	Ø	Longueur dévelop.	Nombre	Longueur Total	Forme de façonnage dimensions extérieures en cm	Poids/ml	Poids Total
		[po]	[m]	[-]	[m]		[kg/m]	[kg]
Chainage Horizontal								
30.01	C-1 Longitudinal Chainage sur mur fondation - Cadre	3/8	0.80	236	188.80		0.561	105.92
30.02	Chainage sur mur fondation - Principal 1	3/8	9.00	8	72.00	30.01 	0.561	40.39
30.03	Chainage sur mur fondation - Principal 2	3/8	5.20	16	83.20	30.02 	0.561	46.68
30.04	C-2 Transversal Chainage sur mur fondation - Cadre	3/8	0.80	138	110.40	30.03 	0.561	61.93
30.05	Chainage sur mur fondation - Principal 1	3/8	5.50	12	66.00	30.04 	0.561	37.03
30.06	Chainage sur mur fondation - Principal 2	3/8	3.60	12	43.20	30.05 	0.561	24.24
30.07	C-3 Longitudinal Chainage superieur - Cadre	3/8	0.80	236	188.80	30.06 	0.561	105.92
30.08	Chainage superieur - Principal 1	3/8	9.00	8	72.00	30.07 	0.561	40.39
30.09	Chainage superieur - Principal 2	3/8	5.20	16	83.20	30.08 	0.561	46.68
30.10	C-4 Transversal Chainage superieur - Cadre	3/8	1.20	138	165.60	30.09 	0.561	92.90
30.11	Chainage superieur - Transversal Principal	1/2	5.90	18	106.20	30.10 	0.996	105.78
30.12	Chainage superieur - Transversal Principal	1/2	4.00	18	72.00	30.11 	0.996	71.71
30.13	Chainage superieur - Transversal Principal	3/8	5.50	6	33.00	30.12 	0.561	18.51
30.14	Chainage superieur - Transversal Principal	3/8	3.60	6	21.60	30.13 	0.561	12.12
30.15	C-5 Pignon Chainage superieur - Cadre	3/8	0.80	168	134.40	30.14 	0.561	75.40
30.16	Chainage superieur - Principal 1	3/8	4.20	24	100.80	30.15 	0.561	56.55
30.17	Chainage superieur - additionel pignon	3/8	1.60	6	9.60	30.16 	0.561	5.39
30.18	Chainage superieur - additionel angle mur	3/8	1.70	12	20.40	30.17 	0.561	11.44
30.19	Chainage superieur - cadre additionel	3/8	1.10	24	26.40	30.18 	0.561	14.81

