



Ministère de l'Éducation
Et de la Formation Professionnelle

Direction du Génie Scolaire

Modèle Maçonnerie Chaînée

Cahier d'exécution pour la construction de bâtiments scolaires
à un niveau en maçonnerie chaînée et toiture plate



Cahier 3 METRES ET LISTE DES FERS

Port-au-Prince, décembre 2012
Mise-à-jour mars 2013

METRE MODELE MACONNERIE CHAINEE
3 SALLES DE CLASSES

A Volume Roche

Description	Longueur m	Largeur m	Hauteur m	Quantité	Volume m3
Fondation mur long	26.70	0.60	0.65	2.00	20.83
Fondation murs transversaux	7.40	0.60	0.65	4.00	11.54
Fondation marche galerie	28.90	0.60	0.65	4.00	45.08
Total					77.45

B Surface de blocs

Description	Longueur m	Largeur m	Hauteur m	Quantité	Surface m2
Mur longitudinal	1.90	0.20	2.90	8.00	44.10
Mur transversal	6.40	0.20	3.90	4.00	99.80
Total					143.90

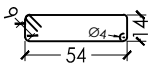
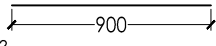
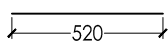
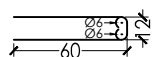
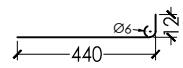
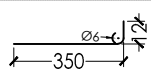
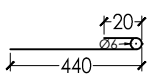
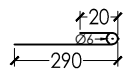
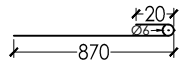
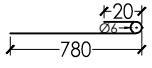
C Surface coffrée

Description	Longueur m	Largeur m	Hauteur m	Quantité	Surface m2
Semelle de fondation longitudinale	26.70	0.60	0.20	2.00	21.84
Semelle de fondation transversale	7.40	0.60	0.20	4.00	12.80
Dalle Parquet	22.80	6.60	0.10	1.00	-
Chainage horizontale mur fondation	78.20	0.20	0.20	1.00	31.36
Chainage horizontal longitudinal	25.90	0.20	0.20	2.00	20.88
Chainage horizontal transversal	7.00	0.20	0.20	4.00	11.52
Chainage diagonal transversal	3.78	0.20	0.20	8.00	12.74
Chainage vertical	0.20	0.20	3.80	24.00	72.96
Poteau	0.20	0.20	3.80	6.00	18.24
Chainage vertical mur pignon	0.20	0.20	5.20	4.00	16.64
Total					218.98


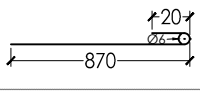
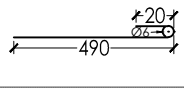

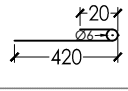
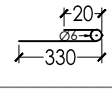

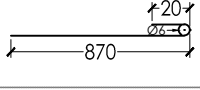
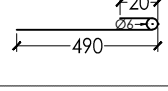
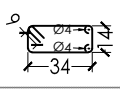
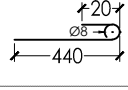
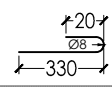
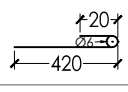
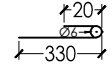
D Volume béton

Description	Longueur m	Largeur m	Hauteur m	Quantité	Volume m3
Fondation					
Semelle de fondation longitudinale	26.70	0.60	0.20	2.00	6.41
Semelle de fondation transversale	7.40	0.60	0.20	4.00	3.55
Dalle Parquet	22.80	6.60	0.10	1.00	15.05
Chaînage horizontale mur fondation	78.20	0.20	0.20	1.00	3.13
Chaînage horizontal longitudinal	25.90	0.20	0.20	2.00	2.07
Chaînage horizontal transversal	7.00	0.20	0.20	4.00	1.12
Chaînage diagonal transversal	3.78	0.20	0.20	8.00	1.21
Chaînage vertical	0.20	0.20	3.80	24.00	3.65
Poteau	0.20	0.20	3.80	6.00	0.91
Chaînage vertical mur pignon	0.20	0.20	5.20	4.00	0.83
Total					37.93


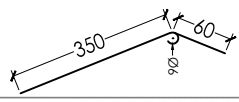
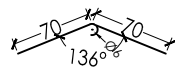
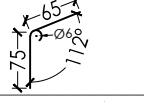
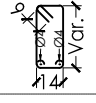

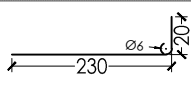
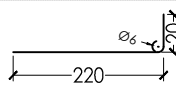

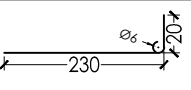
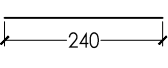
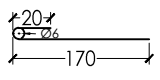

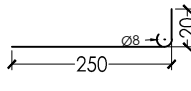
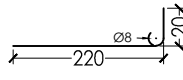
Bordereau Armature Batiment Maçonnerie Chainée - Acier HA - Grade 60 (Bâtiment 3 salles de classe)

Position	Pieces	Ø	Longueur dévelop.	Nombre	Longueur Total	Forme de façonnage dimensions extérieures en cm	Poids/ml	Poids Total
		[po]	[m]	[-]	[m]		[kg/m]	[kg]
Fondation								
10.01	Semelle cadre	3/8	1.60	524	838.40		0.561	470.34
10.02	Semelle principale longitudinale 1	3/8	9.00	32	288.00		0.561	161.57
10.03	Semelle principale longitudinale 2	3/8	5.20	32	166.40		0.561	93.35
10.04	Semelle principale longitudinale 3	3/8	1.40	16	22.40		0.561	12.57
10.05	Semelle principale transversale 1	3/8	4.60	32	147.20		0.561	82.58
10.06	Semelle principale transversale 2	3/8	3.70	32	118.40		0.561	66.42
Parquet								
20.01	Nappe 1 principale 1	3/8	4.70	153	719.10		0.561	403.42
20.02	Nappe 1 principale 2	3/8	3.20	153	489.60		0.561	274.67
20.03	Nappe 2 principale 1	3/8	9.00	45	405.00		0.561	227.21
20.04	Nappe 3 principale 2	3/8	8.10	90	729.00		0.561	408.97

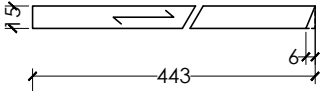
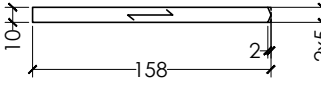
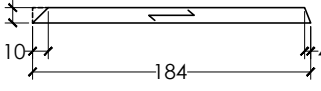
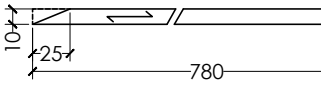
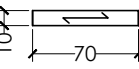
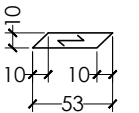
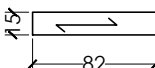
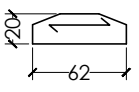

Bordereau Armature Batiment Maçonnerie Chainée - Acier HA - Grade 60 (Bâtiment 3 salles de classe)

Position	Pieces	Ø	Longueur dévelop.	Nombre	Longueur Total	Forme de façonnage dimensions extérieures en cm	Poids/ml	Poids Total
		[po]	[m]	[-]	[m]		[kg/m]	[kg]
Chainage Horizontal								
C-1 Longitudinal								
30.01	Chainage sur mur fondation - Cadre	3/8	0.80	344	275.20		0.561	154.39
30.02	Chainage sur mur fondation - Principal 1	3/8	9.00	16	144.00		0.561	80.78
30.03	Chainage sur mur fondation - Principal 2	3/8	5.20	16	83.20		0.561	46.68
C-2 Transversal								
30.04	Chainage sur mur fondation - Cadre	3/8	0.80	192	153.60		0.561	86.17
30.05	Chainage sur mur fondation - Principal 1	3/8	4.50	16	72.00		0.561	40.39
30.06	Chainage sur mur fondation - Principal 2	3/8	3.60	16	57.60		0.561	32.31
C-3 Longitudinal								
30.07	Chainage superieur - Cadre	3/8	0.80	344	275.20		0.561	154.39
30.08	Chainage superieur - Principal 1	3/8	9.00	16	144.00		0.561	80.78
30.09	Chainage superieur - Principal 2	3/8	5.20	16	83.20		0.561	46.68
C-4 Transversal								
30.10	Chainage superieur - Cadre	3/8	1.20	192	230.40		0.561	129.25
30.11	Chainage superieur - Transversal Principal	1/2	4.70	24	112.80		0.996	112.35
30.12	Chainage superieur - Transversal Principal	1/2	3.60	24	86.40		0.996	86.05
30.13	Chainage superieur - Transversal Principal	3/8	4.50	8	36.00		0.561	20.20
30.14	Chainage superieur - Transversal Principal	3/8	3.60	8	28.80		0.561	16.16

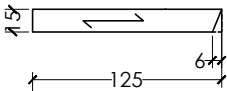
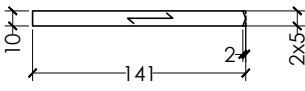
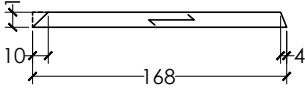
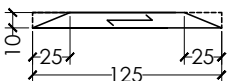
Bordereau Armature Batiment Maçonnerie Chainée - Acier HA - Grade 60 (Bâtiment 3 salles de classe)

Position	Pieces	Ø	Longueur développ.	Nombre	Longueur Total	Forme de façonnage dimensions extérieures en cm	Poids/ml	Poids Total
		[po]	[m]	[-]	[m]		[kg/m]	[kg]
	C-5 Pignon							
30.15	Chainage superieur - Cadre	3/8	0.80	224	179.20		0.561	100.53
30.16	Chainage superieur - Principal 1	3/8	4.10	32	131.20		0.561	73.60
30.17	Chainage superieur - additionel pignon	3/8	1.40	8	11.20		0.561	6.28
30.18	Chainage superieur - additionel angle mur	3/8	1.40	16	22.40		0.561	12.57
30.19	Chainage superieur - cadre additionel	3/8	1.10	32	35.20		0.561	19.75
Chainage Vertical								
	P-1							
30.20	Chainage vertical - Cadre	3/8	0.80	720	576.00		0.561	323.14
30.21	Chainage vertical - Principal 1	3/8	2.50	96	240.00		0.561	134.64
30.22	Chainage vertical - Principal 2	3/8	2.40	96	230.40		0.561	129.25
	P-2							
30.23	Chainage mur pignon - Cadre	3/8	0.80	168	134.40		0.561	75.40
30.24	Chainage mur pignon - Principal 1	3/8	2.50	16	40.00		0.561	22.44
30.25	Chainage mur pignon - Principal 2	3/8	2.40	16	38.40		0.561	21.54
30.26	Chainage mur pignon - Principal 3	3/8	2.00	16	32.00		0.561	17.95
	P-3							
30.27	Poteau - Cadre	3/8	0.80	180	144.00		0.561	80.78
30.28	Poteau - Principal 1	1/2	2.70	24	64.80		0.996	64.54
30.29	Poteau - Principal 2	1/2	2.40	24	57.60		0.996	57.37
							4,427.46	

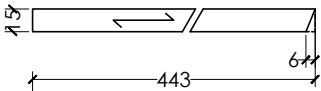
Liste des Eléments ferme: Total 15 unités

Description	Section	Dimensions	Nombre (Ferme)	Nombre (Total fermes)
arbalétrier	2"x6" 50x150		4	60
poinçon	2"x4" 50x100		2	30
fiche	2"x4" 50x100		4	60
entrait avec joint)	4"x4" 100x100		1	15
détail 5	2"x4" 50x100		2	30
détail 2	4"x4" 100x100		2	30
détail 4	4"x6" 100x150		1	15
détail 1	4"x8" 100x200		1	15
400	3.5 x 100		400	6000

Liste des Eléments console: Total 2 unités

Description	Section	Dimensions	Nombre (Ferme)	Nombre (Total fermes)
traverse	2"x6" 50x150		2	4
montant	4"x4" 100x100		1	2
jambe de force	4"x4" 100x100		1	2
détail traverse	4"x4" 100x100		1	2

Liste des Eléments chevron: Total 4 unités

Description	Section	Dimensions	Nombre (Ferme)	Nombre (Total fermes)
arbalétrier	2"x6" 50x150		4	16